



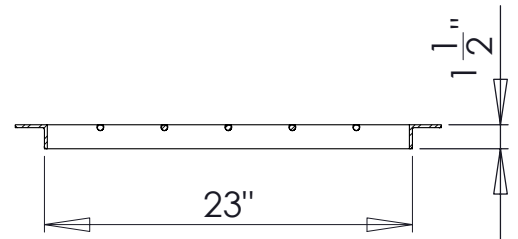
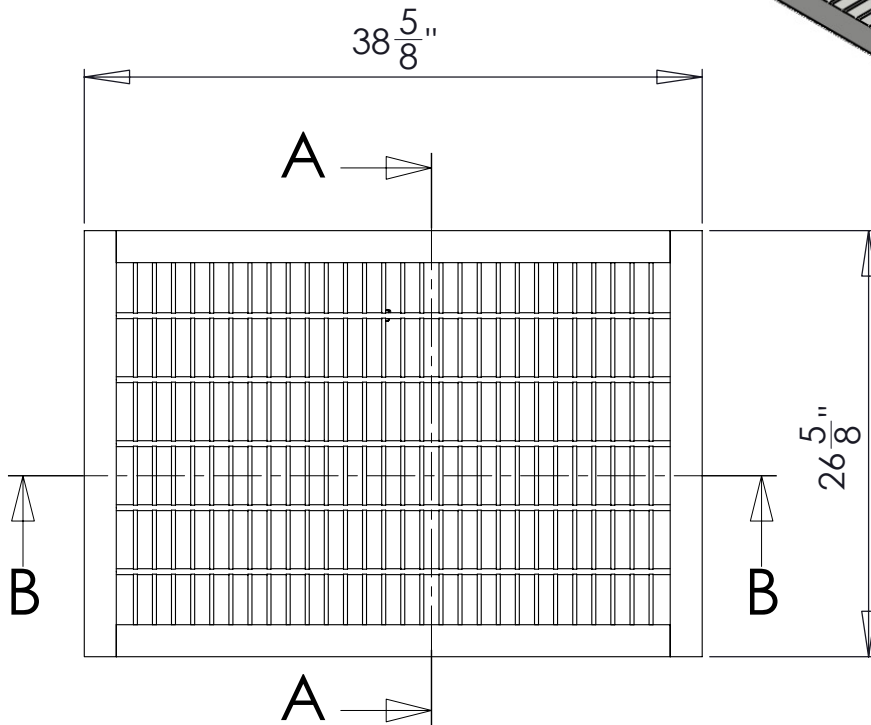
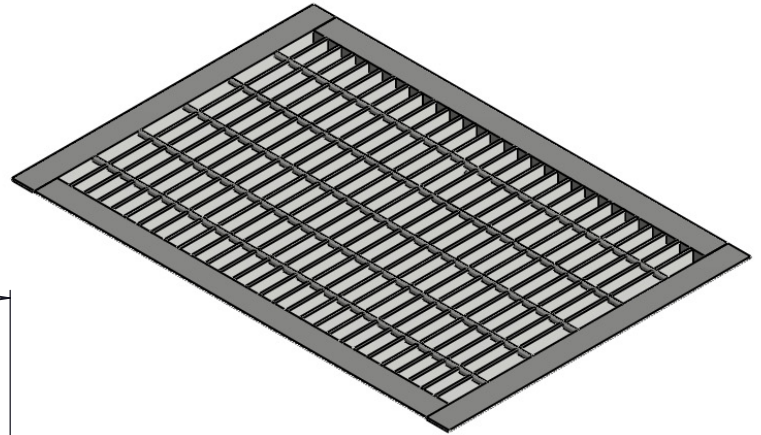
South Bay Foundry

WWW.SOUTHBAYFOUNDRY.COM

PHONE: (619) 956-2780 FAX: (619) 956-2788

E2035G

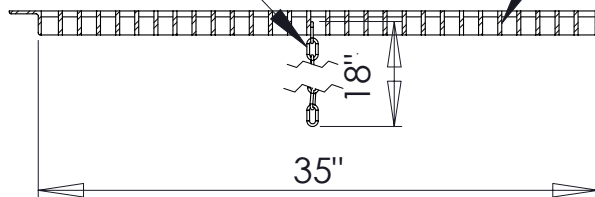
DROP INLET
TYPE F SAC COUNTY



SECTION A-A

CHAIN
ON 14TH BAR

1 1/2"x1/4" F.B. TYP
EQUALLY SPACED



L2"x1 1/2"x3/16" TYP

SECTION B-B

GENERAL INFORMATION

- *MATERIAL: STEEL ASTM A36
- *FINISH: HOT DIP GALVANIZED ASTM A123

APPROVED

BY:

TITLE:

AGENCY:

DATE: